



The steps to becoming an Eagle Scout

Life to Eagle

August 2, 2012

Matt Maranto
District Advancement Chair
Maranto@aol.com
720-980-9675

Dick Reynolds
District Eagle Scout Coordinator
DickR338@myawai.com
303-918-1578



BOY SCOUTS OF AMERICA®

Prepared. For Life.™



Advancing to Eagle Scout . . .

- . . . Is a journey from the beginning of a young man's Scouting career
- . . . Is one normal step in a young man's continuing Scouting career
- . . . Is very special, but not exceptionally difficult





Purpose of this Presentation

- Review the requirements for Eagle Scout
- Clarify the procedures used in Pioneer Trails District and Denver Area Council
- Explain the Eagle Scout Service Project requirements





Pioneer Trials District Advancement Team

- Advancement Chair: **Matt Maranto**
 - Eagle Scout Coordinator: **Dick Reynolds**
 - Eagle Scout Representatives:
 - **Gordon Beckstead**
 - **Dean Elliot**
 - **Todd Ellis**
 - **Elden Hodson**
 - **Larry Lutz**
 - **Steve Showell**
 - Religious Emblems Coordinator: **Bob White**
 - Cub Scout Advancement Coordinator: Open
 - Boy Scout Advancement Coordinator: Open






Summary of documentation

Eagle Scout Service Project Workbook

- Must use this version if your project approval is after December 31, 2011
- Separate fundraising approval may be required



Eagle Scout Service Project Fundraising Application

Before completing this application, it is important to read the "Procedures and Limitations on Eagle Scout Service Project Fundraising." It can be found at the back of this application. Once completed, you must obtain approval from the project beneficiary and your unit leader, and then submit the fundraising application to your council service center at least two weeks in advance of your fundraising efforts. You will be contacted if it cannot be approved or if adjustments must be made. Use this form, not the Unit Money Earning Application.

Eagle Scout Candidate

Name:	Preferred phone Nos.:
-------	-----------------------





Be Aware

No council, district, unit or individual has the authority to add or subtract from any BSA advancement requirements.





The Eagle Scout Requirements

1. Be active for six months after Life rank is earned
2. Live by the Scout Oath and Law (verified by your unit leaders and references)
3. Earn 21 merit badges (which can be earned anytime while a Boy Scout)
4. Serve in a position of responsibility for six months after Life rank is earned
5. Complete an Eagle Scout Service Project
6. Create an Ambitions and Life Purpose Statement and take part in a unit leader conference
7. Successfully complete the Eagle Scout Board of Review

The first five, and the Ambitions and Life Purpose Statement, can be completed concurrently.





Requirement 1

Be Active

Be active in your troop, team, or crew for a period of at least six months after you achieve the rank of Life Scout.

- Any six month period, *not necessarily consecutive*
- Use the Unit standard for “active” as long as it is stated and known
- Any doubt? Ask your unit leader.





Requirement 2 **Live by Oath & Law**


Demonstrate that you live by the principles of the Scout Oath and Law in your daily life.





Live by the Scout Oath and Law

- This is not just Troop Spirit
- This is not just wearing the uniform
- This is about “everyday life”
 - Do you abide by the principles of the Oath and Law?
- Ask individuals if they will provide a written reference and list them as references for your Eagle Scout Application (see Reference template)

Denver Area Council  Boy Scouts of America (BSA)

Eagle Scout Candidate: _____
Letter of Recommendation Scout's Name _____

You have been asked to provide a recommendation for a candidate for the rank of Eagle Scout. This is the highest award in Scouting and is recognition that the boy has mastered his Scouting skills and has adopted the ideals of Scouting in his daily life. BSA membership believes that the principles set forth in the Scout Oath and Law are central to the BSA goal of teaching the values of self-reliance, courage, integrity, and consideration to others. An Eagle Scout carries special significance as he enters higher education, business, or community service.

Does he understand the value of Scouting in his home, scouting unit, school, and community?
Has he really tried to live up to the Scout Oath and Law in his everyday life?

<i>The Scout Oath</i>	<i>The Scout Law</i>
On my honor, I will do my best To do my duty to God and my country And to obey the Scout Law; To help other people at all times; To keep myself physically strong, Mentally awake, and morally straight.	A Scout is: Trustworthy Loyal Helpful Friendly Courteous Kind Obedient Cheerful Thrifty Brave Clean Reverent

On the back of this sheet, which will be destroyed after the Eagle Board of Review, please give examples or explain how the candidate:

- Exemplifies the principles of Scouting as stated in the Scout Oath and Law and applies them in his everyday life;
- Demonstrates good citizenship;
- Demonstrates leadership in activities in which he is involved;
- Respects the rights and opinions of others.

Do you recommend this candidate for the rank of Eagle Scout? Yes No

Your Signature _____ Date _____
Your Title _____

Please send your letter to: BSA Adult: _____
By _____ Address: _____
Date _____ City, State Zip: _____

Do not send your letter to the Eagle Scout Candidate. All letters are considered confidential.

Confidentiality
All reference letters will be destroyed after the Eagle Board of Review in order to protect confidentiality. If you attach extra information (such as art work, poems, or special documents) that you intend to share with the scout, family, or court of honor, then please indicate your intended use of this extra information in writing.

Revised 20-Nov-04





Letters of Recommendation

- **Must be confidential; you ask but don't see**
- **Provide template, and stamped/addressed to a Unit Leader, envelope**
 - Try to make fool proof
- **Must know the Scout well enough to comment on his qualifications to be an Eagle Scout**
 - Religious letter should comment on Scout's Duty to God
 - Educational and Employer should comment on Scout's study or work habits
- **Unopened until the Board; if missing or inconsistent with names on application, Board may be canceled . . .**
- **Kept by District until Eagle Scout application is approved by National, then destroyed**





Requirement 3 – 21 Merit Badges

12 Eagle / 9 Elective



Camping



Citizenship in the: Nation,



Community,



and World



Communication



Emergency
Preparedness



or Lifesaving



Cycling or



Hiking or



Swimming



Personal Management



First Aid



Environmental Science



Personal Fitness



Family Life





Beware of Long Cycle, Eagle Scout Required Merit Badges

- **Family Life (90 days)**
- **Personal Management (12 weeks)**
- **Personal Fitness (13 weeks)**

**Waiting until you're 17 years, 10 months
old to start these is not a good idea!**





What About the elective Badges?

- **No district, unit or individual has the authority to add to, or to subtract from, advancement requirements.**
- **Any elective merit badges means *any* elective merit badges.**
- **However, are you getting the most you can out of scouting?**





Eagle Scout requirements and Scouts with Disabilities

- **There are special exceptions for Scouts with Disabilities**
- **Contact the District Eagle Scout Coordinator or the District Special Needs Representative(s) for guidance**





Requirement 4 **Position of Responsibility**

While a Life Scout, serve actively for a period of six months in one or more qualified positions of responsibility. List only those positions served after your Life Scout Board of Review date.





Boy Scout Eligible Positions

Boy Scout troop

- Patrol leader
- Assistant senior patrol leader
- Senior patrol leader
- Venture patrol leader
- Troop guide
- Order of the Arrow Representative
- Den chief
- Scribe
- Librarian
- Historian
- Quartermaster
- Junior assistant Scoutmaster
- Chaplain aide
- Instructor
- Webmaster
- Leave No Trace trainer

Varsity Scout team

- Captain
- Co captain
- Program manager
- Squad leader
- Team secretary
- Order of the Arrow Representative
- Librarian
- Historian
- Quartermaster
- Chaplain aide
- Instructor
- Den chief
- Webmaster
- Leave No Trace trainer

Venturing crew / Sea Scout ship

- President
- Vice president
- Secretary
- Treasurer
- Quartermaster
- Historian
- Den chief
- Guide
- Boatswain
- Boatswain's mate
- Yeoman
- Purser
- storekeeper
- Webmaster
- Leave No Trace trainer

Lone Scout

- Leadership responsibility in his school religious organization club or elsewhere in his community

Compilation from usscouts.org





Serve *Actively* in your Position of Responsibility...

- You will be asked to demonstrate that you have actually done your best to fill this position. It is not enough to merely be elected to the position
- You do not have to hold one position for six months
- You do not have to hold the position for six consecutive months
- You may meet this requirement any time while a Life Scout





Requirement 6

Unit Leader Conference

- **Take part in a Unit Leader Conference with your unit leader**
- **A unit leader conference is intended to be a positive experience, the objective of which is to help a Scout evaluate his accomplishments and set new goals**
- **Be prepared by creating an Ambitions and Life Purpose Statement and take it to your conference (template available)**





Your Ambitions and Life Purpose

- **Definition:** Attach to this (Eagle Scout) application a statement of your ambitions and life purpose and a listing of positions held in your religious institution, school, camp, community or other organizations during which you demonstrated leadership skills. Include honors and awards received during this service.
- Easy enough, but there is a template if you get stuck, or even need a starting point.





Unit Leader Conference

- A unit leader conference may be conducted at the request of an Eagle candidate, or be initiated by the unit leader
- When there is a reason to believe that an Eagle candidate will not be qualified to achieve the Eagle Scout award within the six month period prior to his eighteenth birthday, the unit leader can initiate a counseling session, to give the Eagle candidate every reasonable opportunity to become eligible





Unit Leader Conference

- Final opportunity to impart knowledge
- Ask for a commitment from the Scout for continued involvement
- Ask for suggestions on how to improve the program
- Try to put the Scout at ease concerning the Eagle Scout Board of Review





The Application

1. Download from www.scouting.org, etc.
2. Make sure all dates are accurate
3. List references – they must match up to the letters received
4. List only 21 merit badges, unit number and date earned
5. Write the “Ambitions and Life Purpose Statement” (template available)
6. Keep with your Project Workbook
7. Get all necessary signatures





Council Approval

- Review requirements before taking to the Council Service Center (not the Scout Shop)
- Bring with you:
 - Eagle Scout Application
 - Ambitions and Life Purpose statement
 - Eagle Scout Project Service Workbook
- Depending on the crowd, this may only take a few minutes
- Be courteous, and act the role!
- Note: you will make two trips to the Council Service Center – this one for Council Approval, and then again right after your Eagle Scout Board of Review





Requirement 7- Board of Review

- **3 to 6 members over 21 - one member represents the District. The remaining to 2 to 5 members may be other adults knowledgeable in the Eagle Scout process**
 - May not include Scoutmasters, Varsity Coaches, Crew Advisors, or relatives
 - Should not include an adult providing a reference letter
- **Unanimous decision**
- **If the candidate is not recommended for advancement then an appeal process is available**





Predicting the Questions

- **Duty to God and Country**
- **Duty to Others**
 - How did you serve your community?
 - How did you serve your troop?
 - How did you demonstrate leadership during your Eagle Project?
- **Duty to Self**
- **Plus, questions on you overall scouting experience, ambitions statement, scout history, etc.**






Court of Honor

- **Allow six weeks from the time the paperwork is submitted**
- **Parent(s) and scout's responsibility to plan**
- **Send Pictures/News article to the local newspapers**
- **Think “Scouting Past Eagle”**





The Dreaded 18th Birthday Problem





You Must Do the Following **BEFORE** Your 18th Birthday:

1. **Be active as a Life Scout for at least six months**
2. **Identify your references**
3. **Complete all your merit badges**
4. **Serve actively in a position of responsibility for six months while a Life Scout**
5. **Complete your Service Project**
6. **Complete your unit leader conference, including Ambitions and Life Purpose statement**
7. **Gather the signatures:**
 - The applicant (scout)
 - Unit Leader (usually the Scoutmaster)
 - Unit Committee Chair
 - BSA Local Council Certification (Scout Office)






You CAN DO the Following **AFTER** Your 18th Birthday.

- Have your Eagle Scout Board of Review (within 90 days or extension required)
- Have your Eagle Court of Honor





Can I Get a Time Extension to Complete My Eagle?





Can I Get an Extension?

You may file a petition in writing for special permission to continue to work toward the award after reaching age 18

But...





Extensions...

- **The petition must show good and sufficient evidence and detail extenuating circumstances**
- **Extenuating circumstances are defined as conditions or situations that are totally beyond the control of the Scout, Sea Scout or Venturer**





If You Are Almost 18...

- Work hard to complete your requirements
- Talk to your leaders **NOW** so that they can help you and warn you of problems
- Remember that adult leaders have busy lives. Don't ask a leader to give up a vacation because you forgot your 18th birthday
- **Know your deadlines in advance**





Break

Requirement 5 - the Service Project.





Requirement 5

Eagle Service Project

While a Life Scout, plan, develop, and give leadership to others in a service project helpful to any religious institution, any school, or your community.

Community can include worthy non-profit/charitable organizations





Start planning as soon as you reach Life rank ...


- You may start planning your Eagle Scout Service Project just as soon as you achieve the rank of Life Scout
- All work on your Service Project must be undertaken while you are a Life Scout ***and completed before your eighteenth birthday (unless an extension is approved)***





Use the Workbook ...

You must use the (new) Eagle Scout Service Project Workbook in meeting this requirement.






Preparing the Project Proposal

Your proposal must be completed first. It is an overview, but also the beginnings of planning. It shows your unit leader, unit committee, and council or district that the following tests can be met. For your proposal to be approved, it must show the following:

1. ***It provides sufficient opportunity to meet the Eagle Scout service project requirement.*** You must show that planning, development, and leadership will take place; and how the three factors will benefit a religious institution, a school, or your community.
2. ***It appears to be feasible.*** You must show the project is realistic for you to complete.
3. ***Safety issues will be addressed.*** You must show you have an understanding of what must be done to guard against injury, and what will be done if someone does get hurt.
4. ***Action steps for further detailed planning are included.*** You must make a list of the key steps you will take to make sure your plan has enough details to be carried out successfully.
5. ***You are on the right track with a reasonable chance for a positive experience.***

Eagle Scout Service Project Workbook, p. 5





Meeting Eagle Scout Requirement 5

Project Purpose

- Project management and taking responsibility for a significant accomplishment

Choosing a Project

- Must be for any religious institution, any school, or your community
- Community can be defined as “of the world”
- Must be an opportunity for planning, development and leadership. (These three are important!)
- Does not have to be original, and a lot of ideas are available





Meeting Eagle Scout Requirement 5

Restrictions

- No required minimum hours
- Routine labor is not normally appropriate
- May not be of a commercial nature . . .
- May not be a fundraiser . . .
- Only one scout may receive credit
- May not be performed for BSA





Opportunity to Show Planning, Development, and Leadership

- **The Board of Review will expect your Eagle Scout Service Project to be helpful and of significance to the beneficiary**
- **It must have been sufficient enough to have demonstrated your planning, development, and leadership skills**





What does a leader do?

Leadership: the art of influencing others' behavior to achieve a common goal.*

- **Has the idea**
- **Sells the idea**
- **Keeps the beneficiary informed**
- **Recruits volunteers**
- **Trains the team**
- **May manage vendors**
- **Keeps the team safe**
- **Supervises the work, and works too**
- **Manages the project**
 - Quality
 - Time
 - Budget
- **Etc.**

* One of many definitions available.





Who can help with your project?

- **Other scouts, family, friends and classmates of any age or type may volunteer; they do not have to be scouts**
 - However you are trying to inspire the other scouts in your troop to earn Eagle Scout too.
- **You should recruit, schedule, train, and organize the personnel needed**





What about adult supervision?

An Eagle Scout Service Project becomes an official Boy Scout activity once District approval is granted.

Proper planning includes:

- *Ensuring your schedule includes receiving approvals*
- *Preparing for appropriate adult participation and addressing safety concerns.*





What your Beneficiary and BSA wants to see in your plan

- Your Eagle service project must conform to the wishes of those for whom it is undertaken
- The detailed plan for your Eagle service project must be approved by a proper official of the beneficiary, before it is submitted to your Unit Leader and Troop Committee.
- After those three approvals are obtained, then you contact the District Eagle Scout Coordinator who will assigned a District Representative





When do you call the District Eagle Scout Coordinator?

- When you have 4 of the 5 approval signatures required on page 10 of the Eagle Scout Service Project Workbook
- A District Eagle Scout Representative can then be assigned.
 - Bring your Project Workbook (with ‘before’ pictures) and Eagle Scout Application to your meeting with your Representative.
 - Having your parent/guardian attend is highly desirable, but remember it’s your meeting.





What if things go wrong?

Even the best planned activities sometimes need to change. You will not necessarily be penalized if you had to vary from your plan.

On the other hand, if your project did not substantially follow your plan, then have you truly demonstrated the planning, development, and leadership skills expected of an Eagle Scout?





Eagle Project

Some Examples





"Develop a five mile Historical Trail to benefit the local Historical Society "

This example is a worthy project because it is a significant effort, with a measurable goal and a defined objective, that requires thoughtful planning & development, provides an Eagle candidate with an adequate opportunity to provide leadership to others, and is undertaken for a qualified beneficiary.





"Develop a new hiking trail at BSA Camp Tahosa"

This example is **not an acceptable project** because it does not set forth a measurable goal, and would be performed for an unqualified beneficiary





"Install 200 Sea Oat plants and rehabilitate the beaches of Birch State Park from the effects of shoreline erosion"

This example is a worthy project because it is a significant effort, with a measurable goal and a defined objective, that requires thoughtful planning & development, provides an Eagle candidate with an adequate opportunity to provide leadership to others, and is undertaken for a qualified beneficiary





"Clean up and remove the trash at the local city park"

This example is **not an acceptable project** because it is not an extraordinary effort, does not set forth a measurable goal, requires no meaningful planning or development, and can be performed by an Eagle candidate without any need to give leadership to others





Project Ideas

1. Suggested by the benefiting organization
2. Someone else did it a while back or in a similar environment
3. Scout's idea
4. An adult in the troop suggested it

And it's agreed to by the Scout and the benefiting organization



Sample News Alerts



Date: Today		
Google Alerts		Google Alert - Eagle Scout Wed 3/21/2012 3:16 AM
Google Alerts		Google Alert - Eagle Scout Wed 3/21/2012 12:32 AM
Date: Yesterday		
Google Alerts		Google Alert - Eagle Scout Tue 3/20/2012 9:59 PM
Google Alerts		Google Alert - Eagle Scout Tue 3/20/2012 7:18 PM
Google Alerts		Google Alert - Eagle Scout Tue 3/20/2012 2:36 PM
Google Alerts		Google Alert - Eagle Scout Tue 3/20/2012 10:24 AM
Google Alerts		Google Alert - Eagle Scout Tue 3/20/2012 4:12 AM
Google Alerts		Google Alert - Eagle Scout Tue 3/20/2012 12:35 AM
Date: Monday		
Google Alerts		Google Alert - Eagle Scout Mon 3/19/2012 3:55 PM
Google Alerts		Google Alert - Eagle Scout Mon 3/19/2012 8:59 AM
Date: Sunday		
Google Alerts		Google Alert - Eagle Scout Sun 3/18/2012 7:24 PM
Google Alerts		Google Alert - Eagle Scout Sun 3/18/2012 11:37 AM
Google Alerts		Google Alert - Eagle Scout Sun 3/18/2012 8:19 AM
Google Alerts		Google Alert - Eagle Scout Sun 3/18/2012 6:34 AM
Google Alerts		Google Alert - Eagle Scout Sun 3/18/2012 4:42 AM
Date: Last Week		
Google Alerts		Google Alert - Eagle Scout Sat 3/17/2012 6:37 PM
Google Alerts		Google Alert - Eagle Scout Sat 3/17/2012 3:18 PM
Google Alerts		Google Alert - Eagle Scout Sat 3/17/2012 9:10 AM
Google Alerts		Google Alert - Eagle Scout Sat 3/17/2012 5:54 AM





Sample News Alert

Four Eagle Scout ceremonies during next three months in Warren Township for Troop 228

Story

Comments

Share Print Font Size:

Posted: Friday, April 6, 2012 3:00 am

0 comments

WARREN TWP. — Ryan Trumpore of Warren Township Troop 228 who had his Eagle Scout Court of Honor ceremony on Saturday, March 31, at Liberty Corner Presbyterian Church, is one of four Scouts from his troop who will earn their Eagle rank during the next three months. For his community service project, he designed and led a team of Scouts in building two 9 foot entrance arbors at the Wagner Farm Arboretum's Children's garden.

The other Troop 228 Scouts who will be having their Court of Honor ceremonies between now and June are:

Steven Scibetta will have his Court of Honor ceremony at Liberty Corner Presbyterian Church on Sunday, April 15. He designed and led a team of Scouts in building three trail signs in Warren, at Glenhurst, and trails behind the Codington House.

Josh Guerin will have his Court of Honor ceremony at the New Providence Presbyterian Church on Saturday, May 26. He led a team of Scouts in cleaning out, cataloging and creating a cold room display at the Codington House.

Kevin Sykes will have his Court of Honor ceremony at Our Lady of the Mount Church, on Sunday, June 3. He designed and led a team of scouts in building raised planting beds for the grades K-5 Angelo L. Tomaso (ALT) School for their outdoor classroom and curriculum. The project enclosed the planting area and outdoor classroom with a split rail fence.



Su

1

8

15

22

29





Source of Funds

- **Funded by beneficiary or another organization**
- **Lowe's Eagle Scout Impact Grant**
- **Scout/Scout's family**
- **Combination of sources**
- **Project fundraising application may be required**
 - Approved by Beneficiary, Unit Leader and Council (District Advancement Chair)
 - Do not use for non-monetary contributions or if they are only from
 - The beneficiary
 - The candidate, his parents or relatives
 - His unit or its chartered organization, or its partners and members.

Eagle Scout Service Project Fundraising Application

Before completing this application, it is important to read the "Procedures and Limitations on Eagle Scout Service Project Fundraising." It can be found at the back of this application. Once completed, you must obtain approval from the project beneficiary and your unit leader, and then submit the fundraising application to your council service center at least two weeks in advance of your fundraising efforts. You will be contacted if it cannot be approved or if adjustments must be made. Use this form, not the Unit Money Earning Application.

Eagle Scout Candidate

Name: _____ Preferred phone Nos.: _____





Expected results, or if the project was successful how would you know?

- **You kept your team safe**
- **The beneficiary is satisfied (quality of results)**
- **You demonstrated leadership**
- **You were on schedule and on budget**
- **You inspired others to make Eagle too!**





What if I have a problem?

Get HELP:

1. **Talk to your Scoutmaster**
2. **Talk to your Eagle Mentor(s) or Project Coach**
3. **Talk to your Troop Advancement Coordinator**
4. **Talk to your Troop Committee Chair**
5. **Talk to your District Eagle Representative or Coordinator**
6. **Talk to your District Advancement Chair**





Having a Problem (continued)

- **Scouts have the right to appeal most decisions**
- **If you think you are not being treated fairly or that you are being held to extraordinary standards, contact the District Advancement Chair or the District Executive**
- **Do not delay, the more promptly problems can be resolved the better**





Remember the Workbook Signature Pages

- **Before you can start the physical activity of an Eagle project (the five signatures)**
 - Eagle Scout Candidate
 - Unit Leader (usually the Scoutmaster)
 - Unit Committee
 - Beneficiary
 - District Advancement Representative
- **After the project is completed**
 - The Eagle Scout candidate
 - Beneficiary
 - Unit Leader





Final Project Write-Up

- **Doing it right away is best!**
 - Takes notes after each activity or workday
 - Keep the beneficiary informed
- **Thank those that helped**
- **Have the benefiting organization acknowledge the completion of the project by signing the Workbook and if possible, get a thank you letter**





You're not done yet ...

- **Unit Leader**
 - Conference
 - Signature
- **Unit Committee Chair**
 - Signature
- **BSA Local Council Certification**
- **Then, contact**
 - District Representative
 - Review your project write up
 - To check the Rep's availability
 - Unit Leader
 - Schedule your board
- **Specifically, it states in our Advancement Guide:**
The candidate or his parent(s) or guardian(s) shall have no part in selecting any board of review members.





Final Documentation

- **Go back to the Scout Service Center with the following:**
 - Advancement Report
 - Eagle Scout Application
 - Statement of Ambitions and Life Purpose*
 - Project Workbook*
- **Make copies ahead of time, and ask for a receipt**

* You will likely be asked to show these.





“Top 10 ways to mess up...”

- 1. Assume the weather will be perfect**
- 2. Don't read the Project Workbook**
- 3. Assume younger Scouts have all the necessary skills**
- 4. Change your project without getting approval**
- 5. Don't bother keeping records**
- 6. Have Mom and Dad pay all the expenses**
- 7. Start your project one week before your 18th birthday**
- 8. Don't worry about schedule conflicts**
- 9. Expect all your volunteers to just show up**
- 10. Do your project without getting it approved in advance!**





Contact information

- pteaglereps@gmail.com
- 720.306.1159

